

## ACTIVITY

# Fire Wrapped in Paper Make Your Own Paper Lantern

In the story called “The Girl Who Used Her Wits” (also known as “The Clever Daughter-in-Law”), two sisters are tasked to find fire wrapped in paper and are stumped. Luckily, on their journey to visit their mother, they meet a clever girl who solved the riddle and gave them fire wrapped in paper – a lantern!

Like the clever girl, create your own paper lantern and retell the Chinese folktale to your friends.

## DURATION

20–30 minutes


## MATERIALS

- Two blank pieces of 8 ½-by-11-inch paper
- Safety scissors
- Cardboard box
- Color markers
- Glue or tape
- Flashlight or flameless candle




Copy of Kun Can's painting of a thatched house on Mount Tiantai, 1960–1970, by Chang Shangpu (American, b. 1918). Ink and colors on paper. Asian Art Museum, Gift of Constance Chang, 2005.45. Photograph © Asian Art Museum.


## PROCEDURE




- 1 Fold one piece of paper in half lengthwise. Unfold.



- 2 Along the folded line, cut the paper in half.



- 3 Glue the two halves together to create one long strip of paper.



- 4 Fold the paper into four equal parts; these will be the four sides of your lantern.



- ⑤ Decorate each square with scenes or objects from the story.



- ⑥ Cut four pieces of cardboard. The width should be about half an inch, and the length should be the height of the folded paper.




- ⑦ Glue three of the cardboard pieces along the folds of the paper.



- ⑧ Glue the fourth cardboard piece at one end of the paper.






- ⑨ Fold the paper over the fourth cardboard piece at the end. Unfold. This fold will overlap the other end of the paper strip.



- ⑩ Glue the ends of the paper together to create a cube.



- ⑪ Trace the top of the cube on the other piece of paper and cut along your tracing. This will be the top of your lantern.



- ⑫ Attach the top of the lantern to the cube.



⑬ Place a flashlight or flameless candle under your paper lantern to simulate a fire.



⑭ Now, retell the story with your new prop!